

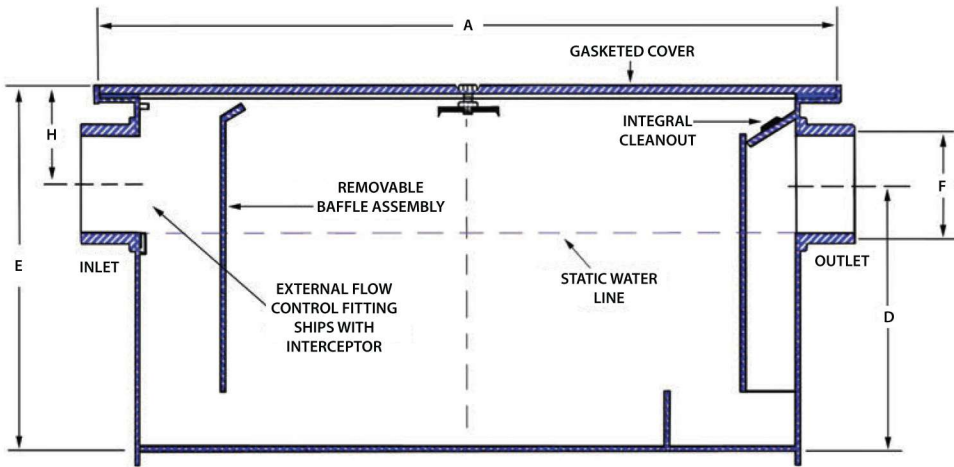
GREASE INTERCEPTOR



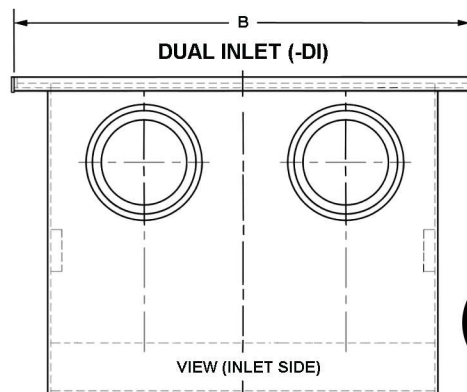
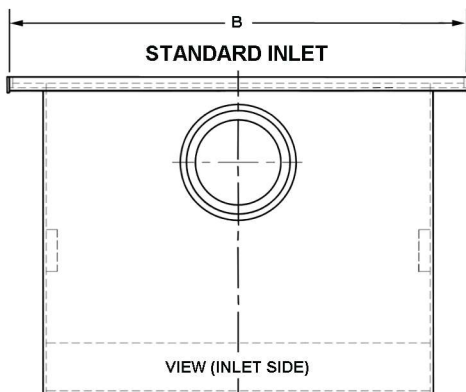
5100

10 GAUGE EPOXY COATED GREASE INTERCEPTOR WITH REMOVABLE BAFFLE, NO-HUB INLET/OUTLETS AND GASKETED CHECKER PLATE LID

PROJECT:
ENGINEER:
MECHANICAL:



MODEL	FLOW RATE (GPM)	GREASE CAP. (LBS)	A (IN)	B (IN)	H (IN)	D (IN)	E (IN)	F (IN)	SHIPPING WEIGHT (LBS)
5104	4	8	16-13/16	10-1/2	3-11/16	7-1/2	11-3/16	2	50
5107	7	14	18-3/16	13-1/2	4	8-1/8	12-1/8	2	60
5110	10	20	22-1/8	14-1/2	4	8-1/8	12-1/8	2	80
5115	15	30	22-1/2	16	3-3/8	10-3/8	13-3/4	2	95
5120	20	40	24-1/2	16	3-1/2	11-1/2	15	3	100
5125	25	50	26-1/2	17-1/2	4-1/2	12	16-1/2	3	125
5135	35	70	30-1/2	18	5-1/8	14-1/8	19-1/4	3	185
5150	50	100	32-1/2	22-1/4	5-1/4	16-1/4	21-1/2	3	195
5150-DI	50	100	32-1/2	22-1/4	5-1/4	16-1/4	21-1/2	3	205



OPTIONS

Suffix	Description
-24	ANCHOR FLANGE
-26	ANCHOR FLANGE W/ CLAMP DEVICE
-27	SEDIMENT BUCKET
-AC	ALUMINUM COVERS

OPTIONS

Suffix	Description
-DI	DUAL INLETS
-HD	HEAVY DUTY LIDS
-SS	ALL STAINLESS STEEL
-XT	INTEGRAL EXTENSION (SPECIFY 'H')