



VERSA  
Chill

IM-700  
ICE MACHINE

## IM-700 CUBE ICE MACHINE



### FEATURES


- CORROSION RESISTANT
- CONVENIENT, BUILT-IN SCOOP HOLDER
- ICE SCOOP INCLUDED
- EASILY REMOVABLE BAFFLE, NO TOOLS REQUIRED FOR CLEANING
- LIGHT WEIGHT
- ADJUSTABLE LEVELLING LEGS
- STANDARD CUBE ICE - 22MM X 22MM X 22MM
- ICE PRODUCTION - 700 LBS / 24 HRS
- STORAGE BIN CAPACITY - 440 LBS
- WATER FILTER INCLUDED
- COPPER NICKEL-PLATED EVAPORATOR PROVIDES MORE EFFECTIVE ANTI-CORROSION

WARRANTY:  
THREE YEARS PARTS AND  
LABOUR.  
SPECIFICATIONS SUBJECT TO  
CHANGE WITHOUT NOTICE.

FIND  
ADDITIONAL  
BENEFITS  
HERE



### ADDITIONAL IMAGES



### MODEL DESIGNATIONS




### ADDITIONAL RESOURCES

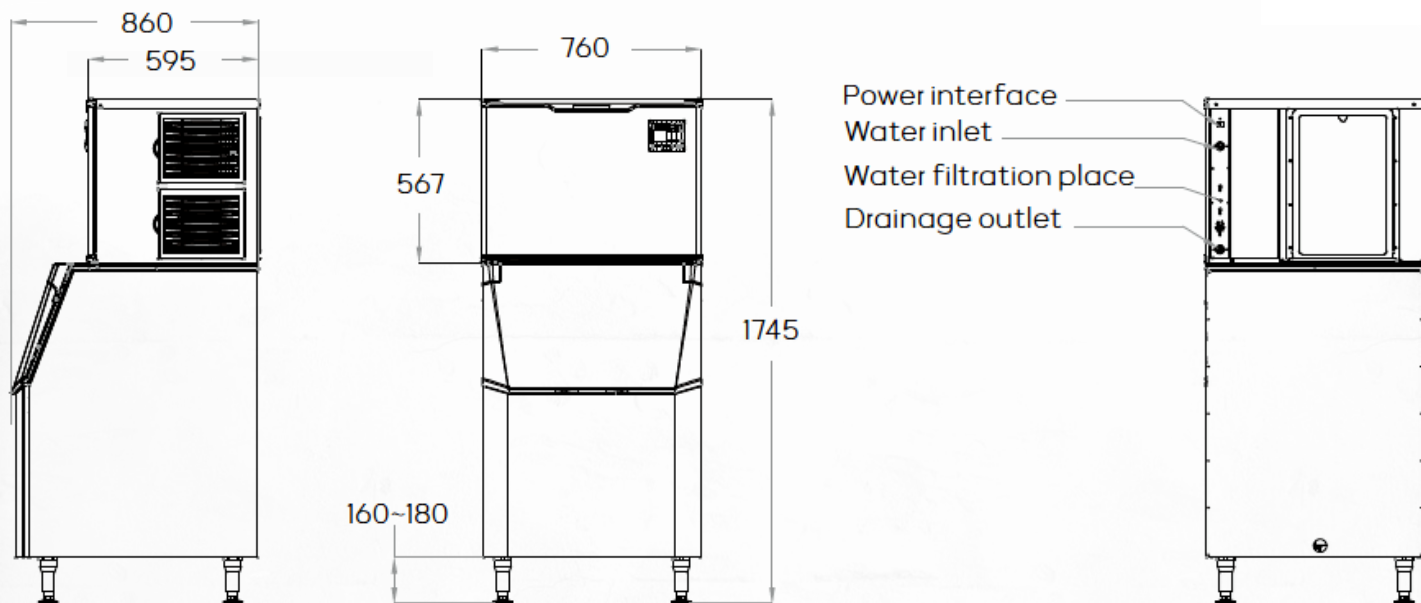
### DIMENSIONS

MODEL		PRODUCT DIMENSIONS				SHIPPING DIMENSIONS			
		WIDTH	DEPTH	HEIGHT	WEIGHT LBS/KGS	WIDTH	DEPTH	HEIGHT	WEIGHT LBS/KGS
IM-700	INCH	29.9	33.9	68.7	224.9	36	36	73	269
	MM	760	860	1745	102	914	914	1854	122

### TECHNICAL

CONDENSER UNIT	REFRIGERANT	AMPS	VOLTAGE	POWER	OUTPUT 24 HRS LBS/KGS	BIN CAPACITY LBS/KGS	 NEMA 6-20P
AIR-COOLED	R290	13	115/60/1	1420W	700	440	
					315	200	
RECOMMENDED WATER TEMP	RECOMMENDED WATER PRESSURE	INLET PIPE DIAMETER	DRAIN PIPE DIAMETER	RECOMMENDED CLEARANCES			
>0.6°C ~ <32°C	>0.13 ~ <0.55	>9.5 MM	>15.8 MM	SIDE	BACK	FRONT	
>33°F ~ <89°F	(Mpa)	3/8"	5/8"	6"	8"	12"	

### LINE DRAWINGS



SPECIFICATIONS SUBJECT TO CHANGE WITHOUT NOTICE



EFI Sales Ltd.  
 Toronto Office & DC  
 515 Hanlon Creek Blvd.  
 Guelph, ON, N1C 0A1

EFI Sales Ltd.  
 Vancouver Office & DC  
 26895 Gloucester Way  
 Langley, BC, V4W 3Y3

(888) 565-9920 Toll Free  
 (519) 822-1895 Toronto  
 (604) 607-8850 Vancouver